

## Report from the CCTV Control Room for Nantwich Town Council

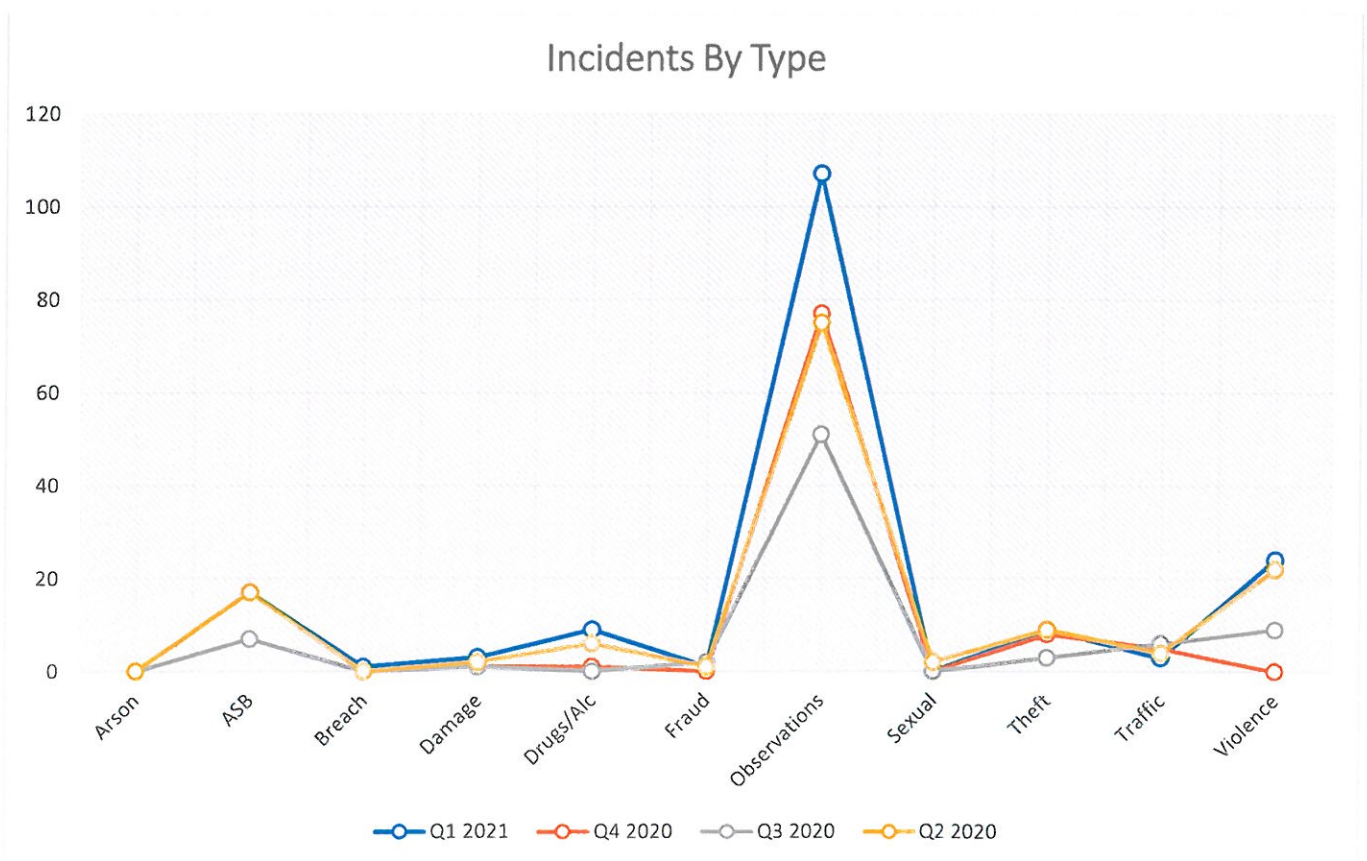
### Quarter 1 2021

As we start a new quarter, a quick recap for members. The Control Room changed greatly during 2020. We invited officials from the Home Office to the Control Room in late 2020 to audit our operation in great detail. They did this in person and took a full day. We are proud to say we were accredited in full to the UK Surveillance Camera Commissioner Code which we now hold until 2025 showing we are operating to the governments best practice for Public Space CCTV Operation. We also employed a new Supervisor for Operations who is an ex-Cheshire Police Officer of 21 years. Jim comes with a wealth of experience covering Crewe and Nantwich and really has hit the ground running given he joins us in the middle of a pandemic.

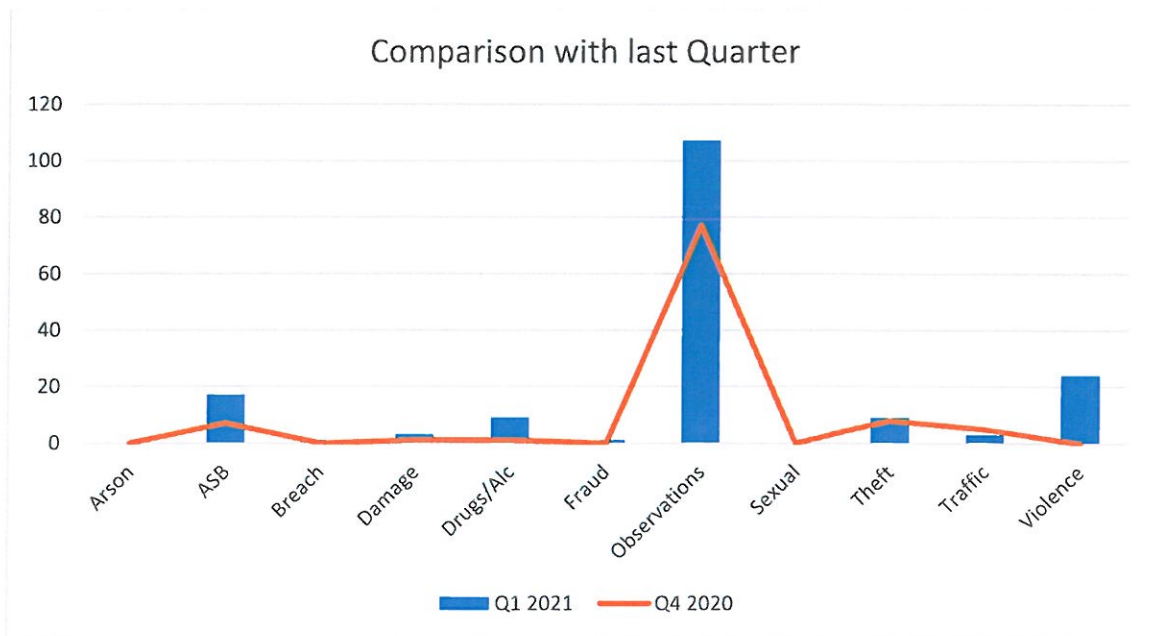
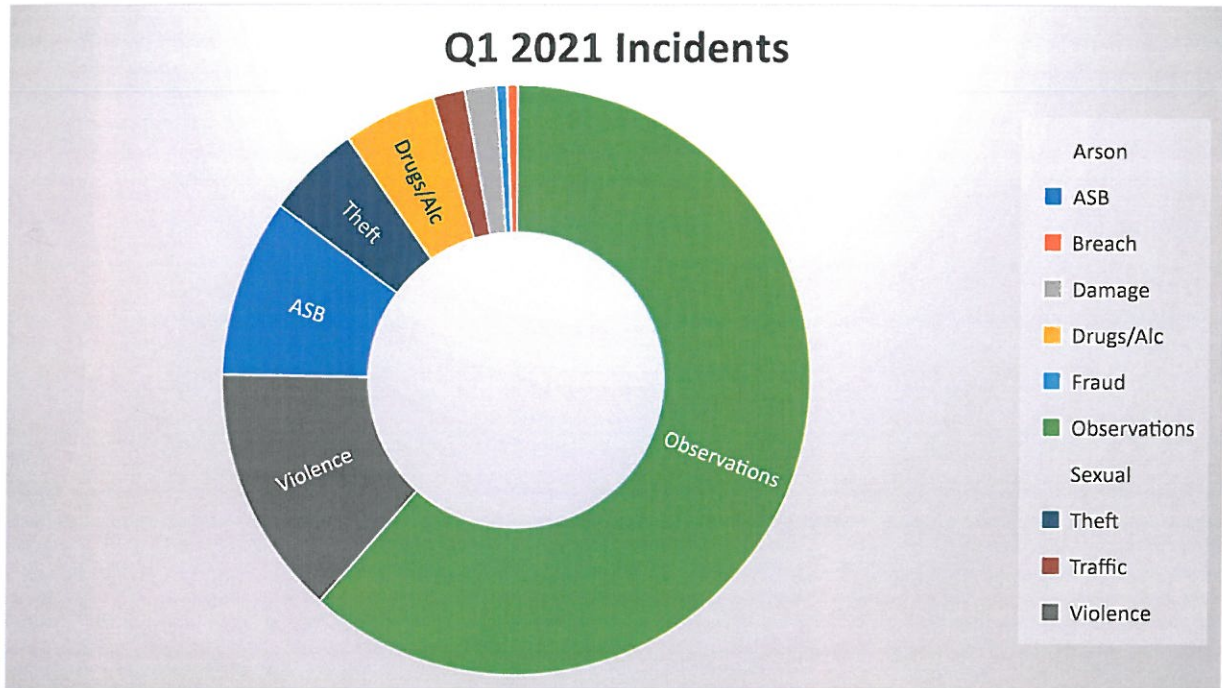
Moving onto incidents, this is the new style of report whilst we await our new reporting systems. They will have an introduction for anything that has happened with CCTV since the last report, there will then have a breakdown of the incidents for the last quarter, for the last quarter compared to the quarter before and for the last four overall. I will then open up just a couple of reports to give a very brief overview of them in more detail followed by a round up on the incidents.

### Incidents

We break our incidents down to 12 incident types of which 11 are reported these 11 umbrella incident types never change to allow for easier comparison. I made the decision early in my tenure to remove the 12<sup>th</sup> incident type which was council related incidents from the reports as I didn't feel they were crimes or related to the CCTV. Figures are all over the shop at the moment which I will detail towards the end due to the pandemic affecting behaviour and indeed deciding who can go out and when. There were 174 incidents in Nantwich (non Covid) during quarter 1.



Report from the CCTV Control Room for Nantwich Town Council



**Incident Discussion**

What I have done here is randomly selected a couple of the incidents we have dealt with to add a little more detail and show what the Control Room is doing.

One of these incidents was obs on a person breaking a window at a pub then walking off. CCTV radio Police and guide them in, as Police arrive, person legs it but is tracked on CCTV and soon apprehended. Person arrested and taken to custody

Second incident chosen was a pub reporting to CCTV a person who had been drinking all day and may go to a vehicle given things said. CCTV monitor as person leaves the pub. Person heads to a car so CCTV radio Police, Police stop the vehicle after being guided in and person is arrested double the limit.

### **Conclusion**

Incident figures can be strange at the best of times, however, Covid 19 has certainly shaken that up somewhat. I am hearing reports that the last two weekends have been very busy indeed, in fact slightly busier than pre covid times which I can believe. Looking at the reports above they show that as Covid took hold in 2020 and people started to adhere to lock downs more and more as time went on, incidents dropped quarter upon quarter. If you track the violence figure for example, that dropped each quarter as the pandemic and lock downs took effect until this quarter now things are back open where it has started increasing at quite a level. In fact, looking at the last chart shows most incidents are up this quarter on the last. We did have a number of Covid related incidents but as they were classed as "Council", they don't show in this report.