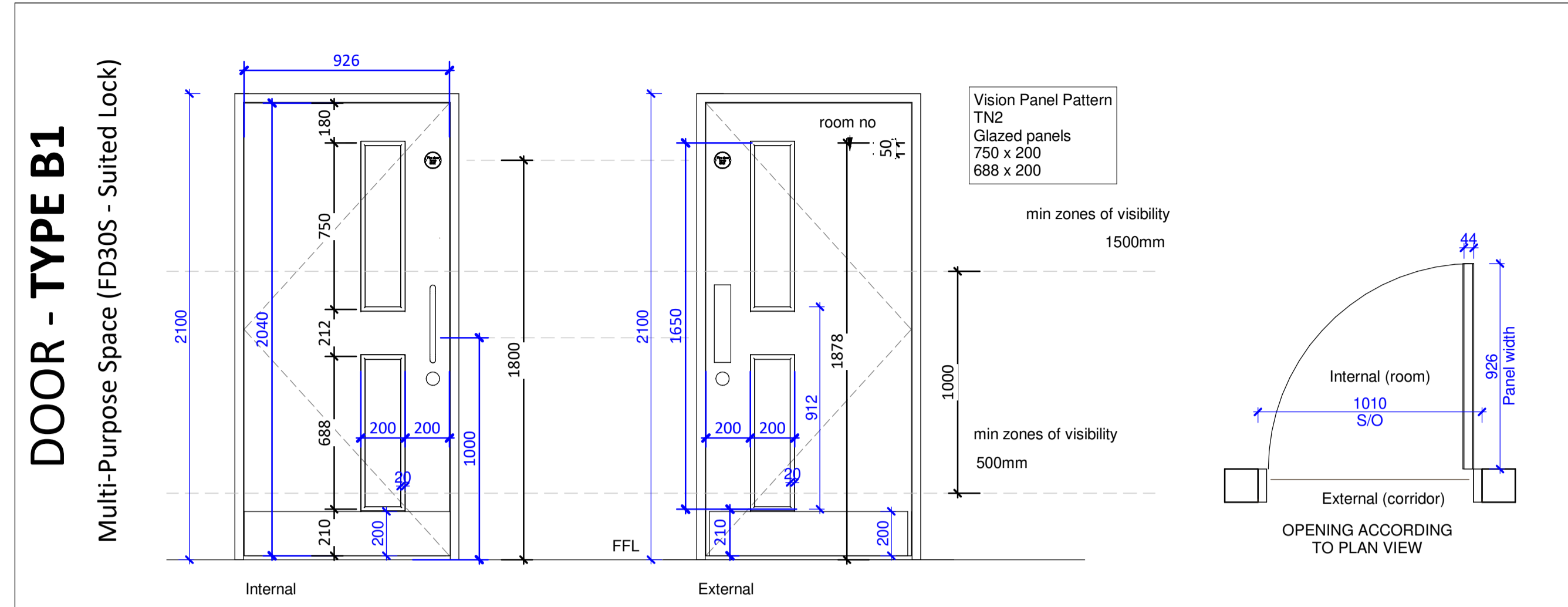


Copyright of this drawing is vested in the Architect and it must not be copied or reproduced without consent. **Printing:** Please note that paper prints of this drawing may not be an accurate reproduction of the given scale. Key dimensions are noted for reference. Purpose: Unless marked as such drawing should not be used for Construction purposes. Detailed setting out drawings will need to be supplied for Tender and Construction purposes. Figured dimensions only are to be taken from this drawing. All Dimensions and Levels are to be checked on site, prior to commencement. All contractors are to be responsible for taking and checking all dimensions relative to their work. Dimensions are in millimetres unless otherwise stated. bpArchitecture are to be advised of any variation between drawings and site conditions. Co-Ordination This drawings is to be read in conjunction with all other consultants drawings, specifications and schedules. CDM: Work must not start on site before a Construction Phase Health and Safety Plan is in place (if applicable). The Client is responsible for ensuring that a Principal Designer and/or Principal Contractor has been appointed and the Health and Safety executive have been notified (for projects which will involve more than 500 person days and/or will last more than 30 working days on site).....IF IN DOUBT ASK

Rev	Drawn	Comments	Date
1	BPA	Tender	21 Oct 2020
2	BSP	DG-05 amended to FD30S door and steps to One riser following Building Control Response	11 Nov 2020



B1 - Single Leaf Door FD30S

LOCATION
As DG.13 and DG.14

DIMENSIONS
Structural opening: 2100 x 1010mm
Full door panel size: 2040 x 926 x 44mm

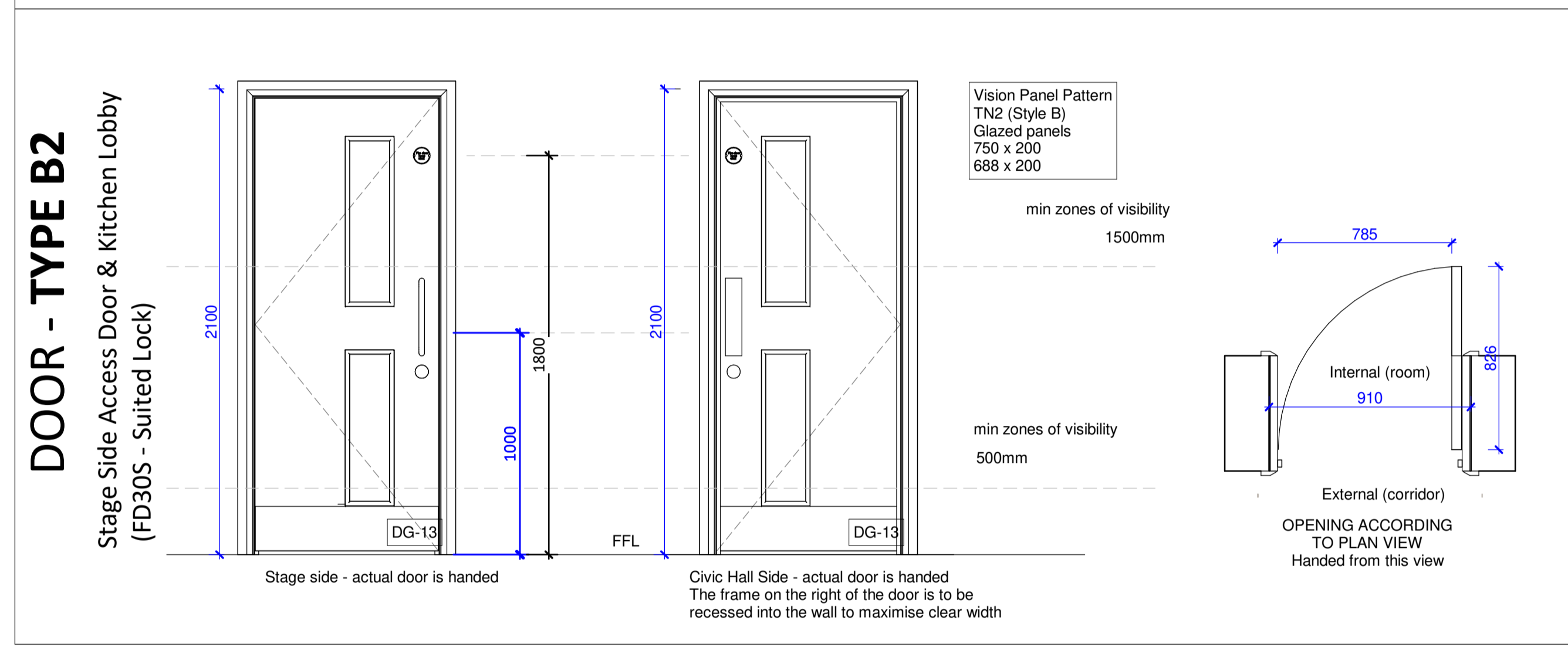
FINISH
Timber Veneer

FIRE RATING
Door set with 30/30 rated vision panel.
Fire: FD30S
Acoustic: 32 RwdB

IRONMONGERY: PACK 2A
Proline Items

- 1 1/2 hinges per leaf - to open more than 90 degrees - SS Ball bearing Hinges 100x76x3mm
- Intumescent pack to suit hinges
- Intumescent pack to suit lock case
- Disc 76dia : 'Fire Door Keep Shut ' (2 per leaf)
- 300mm SS Pull Handle
- 350mm SS Push Plate
- 800 Series SSS 60mm backset Euro Cylinder Sashlock Case
- Secure ARC Euro Profile Cylinder and Thumbturn Satin 70mm
- Master key Suited
- Satin stainless steel Euro Escutcheons AR961/67
- Cam Action Door closer - EN2-4 in SNP finish
- 200mm SS kickplates to both sides of both door leaves
- Shielded rubber door stops screwed to floor or wall (advise)

Room Number Plate - By Client



B1 - Single Leaf Door FD30S

LOCATION
As DG-25

DIMENSIONS
Structural opening: 2100 x 1010mm
Full door panel size: 2040 x 826 x 44mm

FINISH
Timber Veneer

FIRE RATING
Door set with 30/30 rated vision panel.
Fire: FD30S
Acoustic: 29 RwdB

IRONMONGERY: PACK 2A
Proline Items

- 1 1/2 hinges per leaf - to open more than 90 degrees - SS Ball bearing Hinges 100x76x3mm
- Intumescent pack to suit hinges
- Intumescent pack to suit lock case
- Disc 76dia : 'Fire Door Keep Shut ' (2 per leaf)
- 300 long D handle - Satin Stainless Steel
- 350 long Push Plate - Satin Stainless Steel
- No Lock
- Cam Action Door closer - EN2-4 in SNP finish (May need to revert to Perko closer check on site)
- 200mm SS kickplates to both sides of both door leaves
- Shielded rubber door stops screwed to floor or wall (advise)

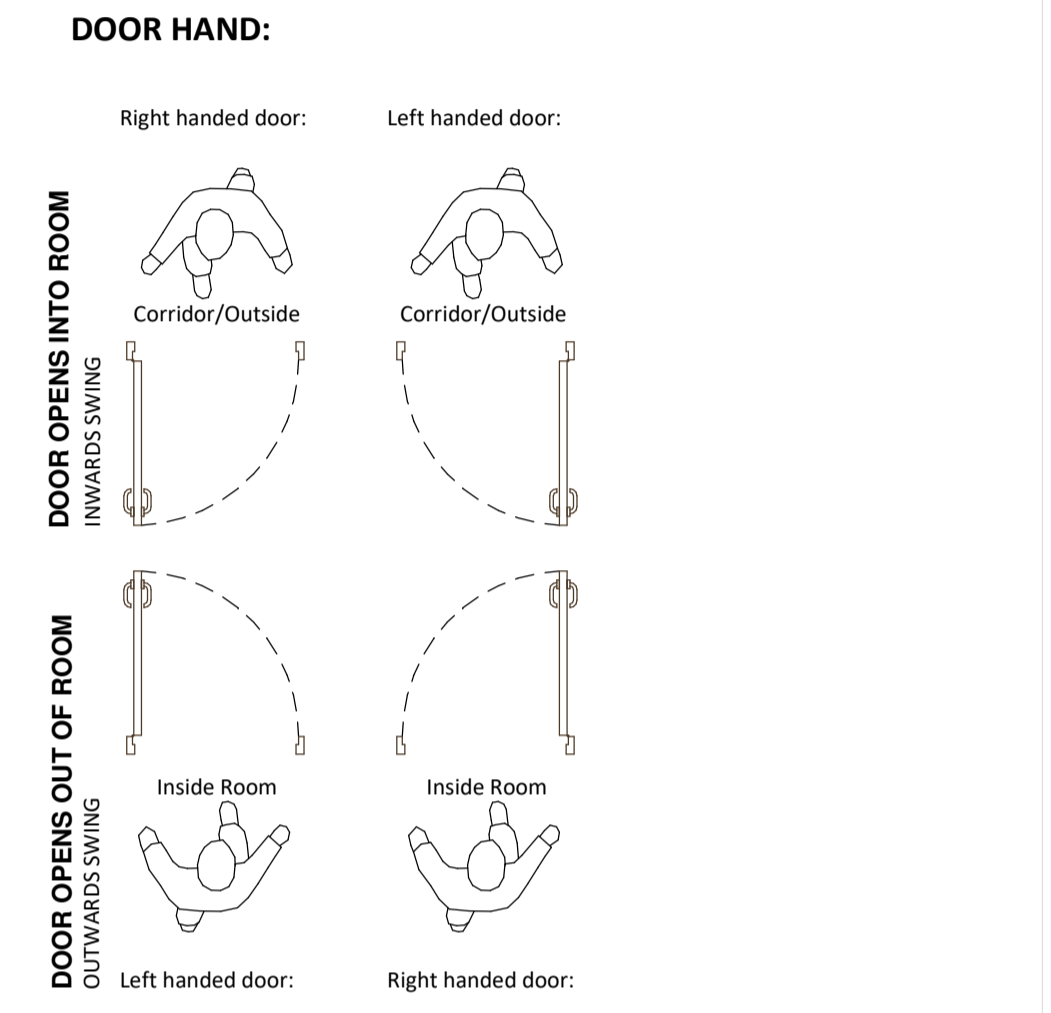
2no Required

Add Button Style Wall mounted Hold Open device to DG.05 to hold this door open

Fit 20% film to top vision panel to DG13 Stage door to allow movement to be seen through the door but no actual detail

Allow for 20% film to be fitted to the rear of the vision panels to obscure view of the back of stage area

Allow for right hand side of frame to be set into right hand wall to maximise clear width It will not be possible to widen door right due to stage



Manufacturer: Contractors Choice

- Range:** Contractor to price for VN2 Vision panels as shown and to provide Client E/O price for VN3 vision panels to match the existing building
- Appearance:** Oak timber veneer with Vision Panels (to match existing building)

Door Leaf:

- Type:** Solid core Door 44mm thick for FD30 doors and 54mm thick for FD60 doors
- Facings:** Oak
- Lippings:** Exposed 8mm thick hardwood lipping to all 4 edges. Hardwood to contrast with door leaf colour and have a clear satin varnished finish applied.
- Finish as delivered:** Full Factory Finish pre finished lacquer.

Frame
Size: 32mm

Extended or Cubitt (Split frame to suit width of partition), Partition widths are shown extracted from the Revit model; these may not represent the actual width of the partition as this is subject to site install

Wood Species: Paginated Hardwood/ Softwood to suit fire and acoustic properties.
Finish as delivered: Prepared and primed ready for painting. [agreed with Client]

Architraves:
Wood Species: Paginated Hardwood/ Softwood to suit fire and acoustic properties.
Finish as delivered: Prepared and primed ready for painting. [agreed with client]

Certification: Is required for all Fire Door Sets (covering frame, glass, installation, essential ironmongery, hinges and seals) BWI- CertiFire not required

Fixing: Plugged and Screwed.

Manifestations: to be provided to all full height glazed screens to comply with BS 6262-4. This applies only to external doors

Glazing
Vision Panel Pattern: TN2 - Contractor to provide Client with E/O price for 3no Vision panels per leaf to match the doors (leaves only) to front of house. Two vertical rectangular vision panel to doors with 30/30 rated Clear glass Glazing to BS 6262 with clear unwired glass, type and thickness to meet fire and acoustic performance requirements.
Beading: Hardwood Recessed (flush in line)

Perimeter Seals:
Fire/smoke and acoustic seals as required by indicated on the door schedule. All seals to be by Lorient products or equal approved. Colour of seals to be grey, colour of acoustic fins black. Perimeter seals required. Face fixed seals will not be acceptable. Double leaf fire resisting doorsets to have intumescent strips/ smoke/acoustic seals to meeting stiles. Seals to be located within the door frame not the door leaf, except meeting stiles. Acoustic Seals: **Doors to the two Muti Purpose rooms** are to incorporate acoustic seals to top, sides of doors to achieve the stated acoustic and fire rating. The room divider is to have seals to top, sides and bottom to provide acoustic separation between both rooms.

FD30 Doors : LP10 04 Fire Seal
FD60 Doors: LP20 04 Fire Seal
FD30S Doors: LP10 04 SS Seal
FD30S Acoustic Doors: LP10 04 TS
FD30S Acoustic doors base: LAS8001 si + LAS4001

Ironmongery
As ironmongery schedule. **Satin Stainless Steel.**
All non projecting ironmongery to be factory fitted, including face drilling where required. Doorsets factory prepared for double action hardware. Frames to be recessed for strike and strike fitted. Projecting Ironmongery to be bagged and door numbered.
Hinges: Primary hinge to be positioned with centre line 250mm from top and bottom of door, third hinge to be positioned with its centre line 250mm below the centre line of the top hinge. Except where directed by Fire certification.
Stops: All walls must be protected from damage from opening doors with shielded rubber doorstops screwed to floor. Where door opens against a wall a wall stop can be provided, provided this will not form a trip hazard
Signage:
Signage and Wayfinding will not be provided as part of this contract
Room Nos: provided by Client
A4 perspex sign holders: are not to be provided in this contract
Statutory Signage: Provided as part of the contract :
Blue Circular FDKS 'Fire Door Keep Shut '
Blue Circular FDKL 'Fire Door Keep Locked Shut'
HO : Fire Door Keep Clear, do not prop open
AD - 'Automatic door Keep clear' 250mm high x 150mm wide
Assisted WC: 250mm high x 150mm wide Statutory symbol

Corner Guards: to 1m above FFL - are to be provided to corridor walls to all external corners likely to come into contact with pedestrian impact : Allow for Ono this contract

bpArchitecture
01782 515 555
Enquiries@bpArchitecture.co.uk
www.bparchitecture.co.uk
93 High Street Biddulph Staffs ST8 6AB
Architects : Conservation : Interior Architecture : Landscape

Client
Nantwich Town Council

Project
Proposed Alterations and Extension to Nantwich Civic Hall, 4 Market St, Nantwich CW5 5NF

Title
Schedule - Single Doors With VP Type B

Package **3 Openings Schedules**
Dwg Stage Dwg Status
RIBA Stage 4B: Technical Design

Date **September 2020** Drawn **MQ**
Scale @A1 **1 : 20** Checked **BSP**

Project No	Originator	Block	Level	Type	File	Role	Element	Drawing No	Rev
20-051-BPA-CH-00-SH-	A3-006	T	2				NNN		

Print Date: 12/11/2020 11:29:07

Tender